

2x6 HartTop® (R8812)

Product range




Egg sizes

Our R8812 egg cell is constructed for weight classes S, M, L and XL.

Colors

Standard color



Availability

Grey printed
Grey labeled

Carton Specs

R88HartTop®	Length	Width (open)	Height (open)	Width (closed)	Height (closed)	Dry Weight	
	inches (min / max)	inches (min / max)	inches (min / max)	inches (min / max)	inches (min / max)	g (min / max)	oz (min / max)
Grey printed	11.4 / 11.8	9.1 / 9.6	2.6 / 2.8	3.9 / 4.1	2.6 / 2.8	50 / 58	1.77 / 2.05
Grey labeled	11.4 / 11.8	9.1 / 9.6	2.6 / 2.8	3.9 / 4.1	2.6 / 2.8	49.6 / 57.6	1.75 / 2.03

2x6 HartTop® (R88I2)

Bundle Specs

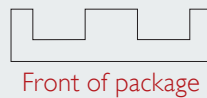
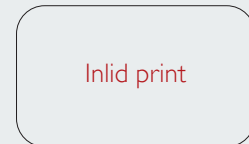
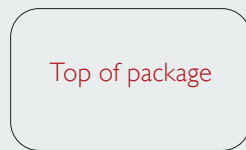
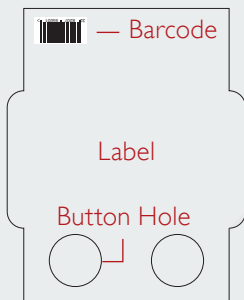
R88HartTop®	Cartons per bundle	Length	Width	Height	Bundle Weight	
		inches (min / max)	inches (min / max)	inches (min / max)	kg (min / max)	lb (min / max)
Grey printed	125	38 / 42	9 / 10	11 / 12	6.3 / 7.3	13.9 / 16.1
Grey labeled	125	38 / 42	9 / 10	11 / 12	6.2 / 7.2	13.7 / 15.9

Print Parameters

Label: 4 colors,
spot colors on request

Direct print: Top: 4 spot colors,
Front & Rear: 2 spot colors, using
colors from Hartmann's library

Inlid print: 1 color print,
using colors from Hartmann's
library



Dielines for labels and print areas
can be downloaded at
www.hartmann-packaging.com